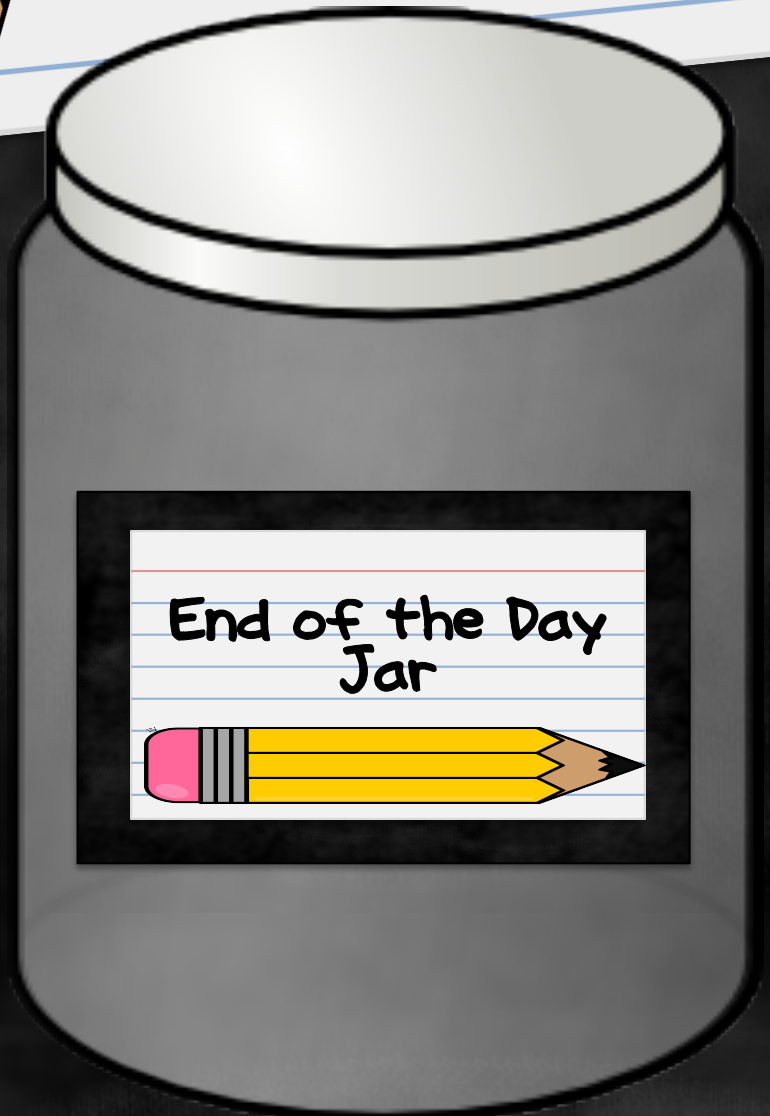



End of the Day Jar

Questions for the end of the school day to build community in the classroom



End of the Day Jar

The End of the Day Jar is a great way to finish up the day with community circle. Have students join you at your group space. You can pull out a card or have a student read the card. There are several ways to respond. You can call on students, have the student that chose the card respond or have students buddy talk and share.

Instructions:

Print and laminate cards and label. Add the cards to any type of jar. Tape the label to the front of the jar. I included a blank sheet if you would like to add your own questions.



What is one thing
you learned
today?

Did you do
something kind for
someone else
today?

What was the
hardest thing you
had to do today?

Did any of your
classmates do
anything funny?

Tell about
something you
read today.

Who did you play
with at recess?
What did you play?

Is there anything
your teacher could
have done
differently
today?

Who did you sit
with at lunch
today?

What was your favorite part of school today?

What happened today that you would have liked to have gone differently?

What did you do in your special class (art, PE, music, library) today?

Name an adjective that would describe your day.

Did anyone do something nice for you today?

What are your goals for tomorrow?

Did you give your best effort on your work today? Why or why not?

Share something about your day.

Did your teacher
get upset today?
Why and what
could the class
have done
differently?

What are you
looking forward to
tomorrow?

Pick a classmate
and give him/her a
compliment.

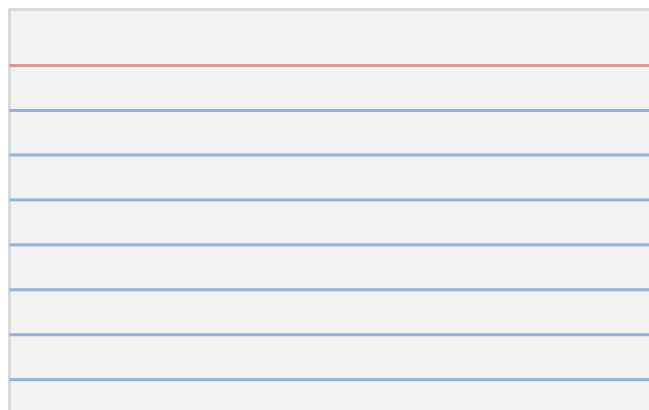
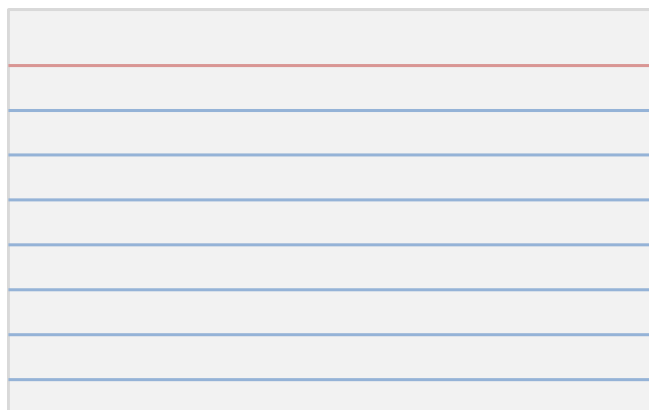
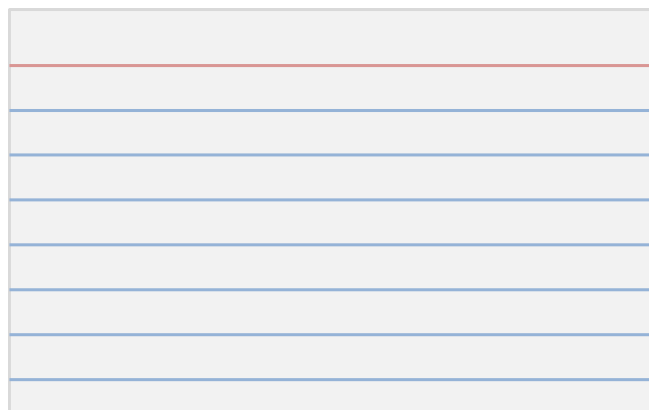
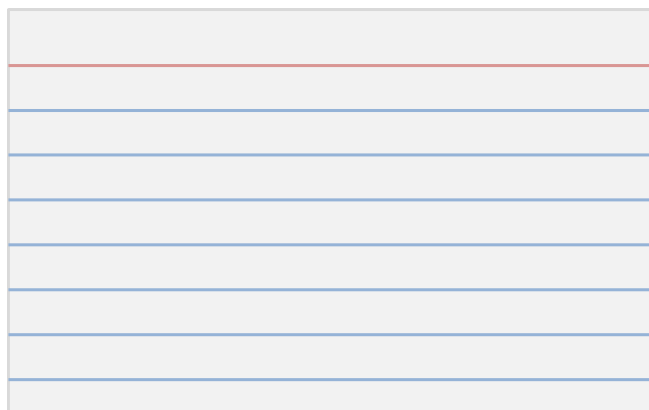
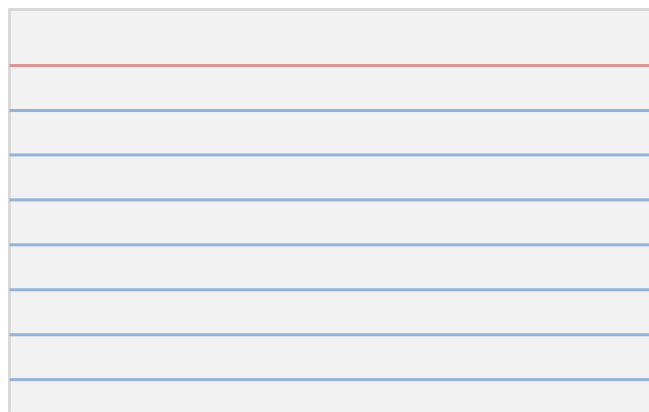
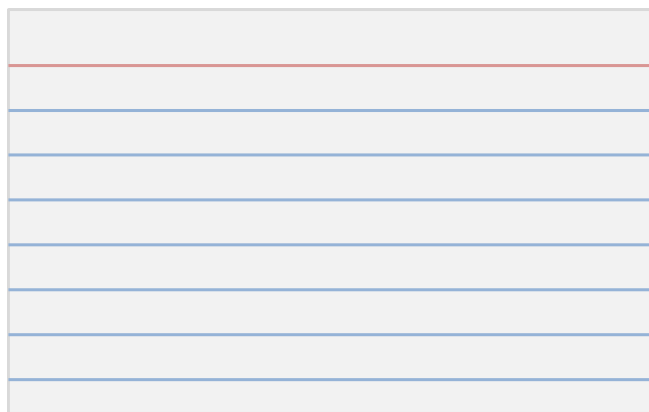
How do you feel
about the grades
you earned today?

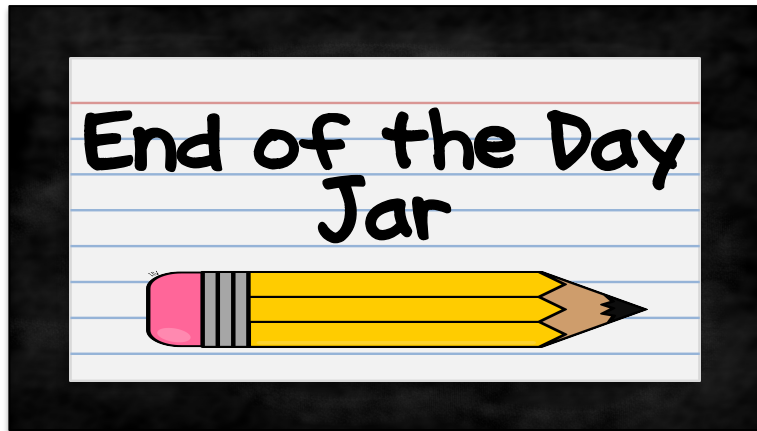
How would you rate
your school day on
a scale of 1 to 10?
Why did you give
that rating?

Did you learn any
new words today?

Did you finish all
of your work
today? Why or
why not?

What can you do
tomorrow to be a
better student?





Label for your jar



Thank you so much for downloading my product!! I hope you find it helpful. Please let me know if you see any errors that need to be fixed, have any comments or suggestions. Any feedback would be appreciated!

Please check out my other products at:

<http://www.teacherspayteachers.com/Store/Aimee-Vanmiddlesworth> And
<http://www.teachersnotebook.com/shop/aimeev>

Thank you!!
Aimee VanMiddlesworth

<http://www.pencilsbooksanddirtylooks.com/>
©aimee vanmiddlesworth

Credits...

Clipart:

Ashley Hughes at

<http://www.theschoolsupplyaddict.com/graphics.html>

<http://www.jessicaweible.com/>

<http://www.kevinandamanda.com/fonts/freescrapbookfonts>

